

The title "AMERICANISM MANUAL" is written in a bold, red, uppercase serif font. It is flanked on both sides by a stylized illustration of the American flag waving on a flagpole.

Grand Lodge Fraternal Committee

<http://www.elks.org/grandlodge/fraternal/>

**BENEVOLENT AND PROTECTIVE ORDER OF ELKS
OF THE UNITED STATES OF AMERICA**


A Fraternal Organization

Elks Care — Elks Share

HONOR OUR FLAG

*I Pledge Allegiance to the Flag
Of the United States of America,
And to the Republic for which it
Stands, One Nation Under God,
Indivisible, with Liberty and
Justice for All.*





THE GOALS OF AMERICANISM



The ambition and goal of the Americanism Program is to quicken the spirit of American patriotism and to stimulate an awareness — a genuine feeling of pride and respect toward patriotism — so that we as Members of the Benevolent and Protective Order of Elks will become constant reminders to the people of our Nation that America truly means freedom and that

***Elks* CARE and *Elks* SHARE.**

The Grand Lodge Fraternal Committee and State Association and Local Lodge Americanism Committees are charged with implementing the patriotic activities of the Order. Each Lodge should take part in as many of these programs as possible to have a diversified impact for Americanism in their area.

LODGE AMERICANISM PROGRAM:

As Exalted Ruler, you should:

- 1)** First select good Committee Members. The Americanism Committee needs leaders with enthusiasm to instill and inspire Americanism in our Members and communities.
- 2)** Read and review this Americanism Manual and plan your activities incorporating your own ideas as well. Make certain your Americanism Committee knows its job!
- 3)** In order to have an effective program, it is imperative to set a time schedule for events and have a budget that incorporates these activities.
- 4)** Check with your Chairman periodically to make sure your Lodge committee is on track and has all the materials to carry out the Americanism programs you have planned with them.

This manual is designed to help you build a successful Americanism Program. With a little work, together we can successfully promote American Patriotism.

LODGE AMERICANISM PROGRAMS AND ACTIVITIES

* FLAG PROGRAMS

- a) Fly Flag Day and Night
- b) Flag-Flying Calendar
- c) Present Flag (and/or Flagpole) to Community
- d) Present Flags to New Residents of Community
- e) Flag (and/or Flagpole) Dedication Ceremony
- f) Present Classroom Flags to Every School
- g) Flag Presentation to Boy/Girl Scouts
- h) Flag Retirement Program
- i) Replace Worn-out Flags

* COMMUNITY ACTIVITIES

- a) Honor New American Citizens
- b) Honor Citizens for Outstanding Service
- c) Honor Award for News Media
- d) "Get Out and Vote" Program
- e) Cooperate with Local Service Clubs
- f) Work with School Boards, PTAs, etc.
- g) Flag History Display
- h) Conduct Veterans Remembrance Program
- i) Participate in Parades (4th of July, Christmas, Memorial Day, etc.)

* LODGE ACTIVITIES

- a) Heritage Corner
- b) Flag Day
- c) Law and Order Night or Day at the Lodge
- d) National Patriotism Week
- e) Lodge Programs for Veterans in Hospitals/Nursing Homes

* PUBLICITY/PUBLIC RELATIONS ACTIVITIES

- a) Distribute "Honor Our Flag" Decals
- b) Distribute "About Our Flag" Booklet
- c) Display "Honor Our Flag" Billboards/Placards

* AMERICANISM CONTEST

- a) Grand Lodge Americanism Essay Contest (Reinstated in 2013-14)
- b) Lodge Americanism Brochure Contest (Sponsored by District or State)

* OTHER PROGRAMS AND ACTIVITIES


- a) Other Displays for Community Special Days
- b) Distribute "Citizens Rule Book"
- c) Distribute "Flag Code"
- d) Distribute American Flag Lapel Pins
- e) Present Recognition Certificates for Flying Flag
- f) Distribute Children's Pledge Kits to Schools
- g) Distribute Pledge of Allegiance Wallet Cards to Schools
- h) Your Ideas to show that Elks are Leaders in Americanism
- i) Your own programs/activities not listed

Please refer to the latest annual 4-Page Americanism Manual Supplement for possible updates


- * **E-MAIL** • (order Americanism items) shipping@elks.org
- (Grand Secretary's Office) grandlodge@elks.org

**"THE VALUES WE IMPART TO OUR CHILDREN TODAY
WILL BE THE VALUES OF OUR NATION TOMORROW!"**


FLAG ETIQUETTE



When the Flag of the United States is displayed in a manner other than by being flown from a staff it should be displayed flat, whether indoors or outdoors. When displayed either horizontally or vertically against a wall, the union should be uppermost and to the Flag's own right, i.e., the observer's left. When displayed in a window it should be the same way. The Flag should never be draped or used as a decoration to replace bunting.



When displayed over the middle of the street, as between buildings, the Flag of the United States should be suspended vertically with the union to the north on an east-and-west street and to the east on a north-and-south street.




When flown at half-staff, the Flag is first hoisted to the peak of the staff and lowered to half-staff. Before lowering the Flag for the day it is again raised to the peak and then lowered. On Memorial Day, the Flag is displayed at half-staff from sunrise until noon and at full-staff from noon until sunset.




When used on a speaker's platform, the Flag, if displayed flat, should be displayed above and behind the speaker. It should never be used to cover the speaker's table nor to drape over the front of the platform. If flown from a staff it should be on the speaker's right.

FLAG ETIQUETTE




When displayed from a staff in a church or public auditorium, the Flag of the United States of America, should hold the position of superior prominence, in advance of the audience, and in the position of honor at the clergyman's or speaker's right as he or she faces the audience. Any other flag so displayed is to be placed to the speaker's left as he or she faces the audience. Prior to the Flag Code changes in 1976, the display procedure was somewhat different. Now the staffed Flag should always be placed to the right of the speaker without regard to a platform or floor level.




When a number of flags are grouped and displayed from staffs, the Flag of the United States should be in the center or at the highest point of the group.

When it is displayed with any other flag against a wall or in the open, from crossed staffs, the flag of the United States should be on the right, the flag's own right, and its staff should be in front of the staff of the other flag.



When carried in a procession with another flag or flags, the Flag of the United States should be either on the marching right, i.e., the Flag's own right, or when there is a line of other flags, the Flag of the United States may be in front of the center of that line.



To fold the Flag ceremoniously, first fold it lengthwise, bringing the striped half up over the blue field. Then repeat, with the blue field on the outside. Beginning at the lower right, make a series of triangular folds until the Flag resembles a cocked hat with only the blue field visible.

PRESENT A FLAG AND/OR FLAGPOLE TO EACH COMMUNITY



“Stars and Stripes Forever” Program

Presenting a flagpole and Flag to each of our communities has a tremendous potential to demonstrate the patriotic bent of our Order. Part of this program would be our promise to maintain the Flag and its presence in the future. City parks, town squares, schools, ballparks, cemeteries, any place a Flag can fly with respect is a candidate for this activity.

At a pre-publicized occasion, dedicate the installation with a Flag-raising ceremony, accompanied by the playing of the National Anthem. Military reserve units or veterans organizations will add a special touch to your ceremony.

SUGGESTIONS FOR A DEDICATION CEREMONY


Designate someone to open the ceremony with a brief speech, five to ten minutes, explaining the reason for the presentation and its significance to the community or group receiving it.

The person designated to make the actual presentation of the Flag and pole is then introduced. He or she should give a short presentation describing our Flag and its meaning to every American.

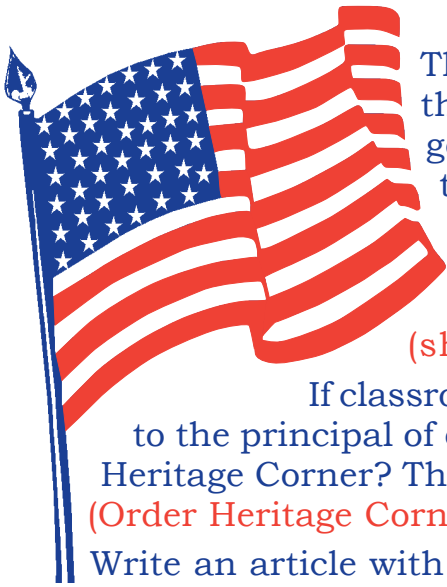
Appropriate material for both of these speakers can be found in the Flag Day Ritual appearing in the Rituals of Special Services on file in every Lodge. Additional comments relating to each community make these speeches more meaningful.

After the presentation, a person representing the group to whom the dedication is being made should make a brief acceptance speech. A principal speaker could serve this function; otherwise the speaker should be introduced after the acceptance speech.

Be sure to provide appropriate music during the ceremony, if possible. Particularly, work in Boy or Girl Scout troops or veterans organizations if time permits. But maximum value and success can be achieved only if as many of the Lodge’s membership as possible participate in the presentation.



PRESENT CLASSROOM FLAGS TO EVERY SCHOOL




The goal of the Classroom Flag Program is to ensure that every classroom contains an American Flag in good condition. To make it easy for all the Lodges to implement this important program, a two- by three-foot cotton United States Classroom Flag with bracket and spearhead staff, **Code No. 540500**, can be purchased from the office of the Grand Secretary (shipping@elks.org).

If classroom Flags are not needed in your area, why not present to the principal of each school a set of seven Historical Documents for a Heritage Corner? The complete set is available from the Grand Secretary. (**Order Heritage Corner Kit — Code No. 571400**)

Write an article with a photograph of the presentation, and take it to the editor of your local newspaper for publishing.

HISTORY OF THE FLAG IN THE CLASSROOM



Several Lodges have been teaching the “History of the Flag” to elementary school students. The Grand Lodge Americanism Committee is aware of two versions of this program. Version One follows our Flag Day Program very closely and has students read the history of each Flag and is designed for older students.

Version Two relies on questions and answers to get the students involved and works very well with younger students. It also uses the following graphics for illustration:



Flag of Great Britain
Pine Tree
Other Tree

3 masted ship
Pine Tree Trunk
5 Star in one snip

Fort McHenry
Folding the Flag

It has been suggested that you talk to one of the teachers or a counselor to determine which version would be more appropriate for the group you will be addressing.

Examples of both versions and graphics are on the Grand Lodge Americanism Website.



A HERITAGE CORNER

FOR YOUR SCHOOLS, CITY HALL AND FOR YOUR LODGE



Our basic Freedoms rest on the Declaration of Independence and the Bill of Rights. An impressive arrangement of these and other documents will permit your Members and others to review these important provisions and to rededicate themselves to the full performance of their duties as American citizens.


ELKS ARE PROUD OF THIS HERITAGE. Each Lodge should set apart a small area as the “HERITAGE CORNER” in permanent tribute to the principles expounded by the responsible trust passed to us through the years. Historic documents, all suitably framed and mounted, together with items of local interest should be on display.

The following documents are included in a “Heritage Corner” Kit:

- The Bill of Rights
- Declaration of Independence
- Elks Resolution on Law and Order
- Elks Declaration of American Principles
(see page 13)
- The Constitution
- The Monroe Doctrine
- The Gettysburg Address



Order Code No. 571400 from the Grand Secretary’s office (shipping@elks.org)





“I AM YOUR FLAG”

Author Unknown

Some people call me Old Glory, others call me the Star Spangled Banner, but whatever they call me, I am your Flag — the Flag of the United States of America.

Something has been bothering me, so I thought I might talk it over with you, because you see, it is about you and me.

I remember some time ago people lined up on both sides of the street to watch the parade and, naturally, I was leading every parade, proudly waving in the breeze. When your daddy saw me coming, he immediately removed his hat and placed it against his left shoulder so that his hand was directly over his heart — remember?

What happened? I’m still the same old Flag. Oh, I have a few more stars since you were a boy and a lot more blood has been shed since those parades of long ago.

But now I don’t feel as proud as I used to. When I come down your street and you just stand there with your hands in your pockets, I may get a small glance and then you look away. Then I see children running around and shouting — they don’t seem to know who I am.

I saw a man take his hat off, then look around. He didn’t see anybody else with theirs off, so he quickly put it back on. And what about that night at the ball game, when they played the “Star Spangled Banner” and I waved so proudly in the breeze, but nobody bothered to sing? Oh, they stood up, all right, as sort of a mild patriotic gesture, but then they talked among themselves about the game and weather, but they did not sing. I felt hurt.

Is it a sin to be patriotic? Have you forgotten what I stand for and where I have been? Anzio, Guadacanal, Korea, Vietnam, and Persian Gulf. Take a look at the memorial honor rolls sometime — names of those who never came back — who gave their lives to keep this republic free.

One nation, under God. When you salute me, you are saluting them.

I may not be coming down your street for a long time, as it seems that patriotic parades are a thing of the past. But when I do, will you do me a big favor?

Stand up straight, place your right hand over your heart, and if they play the “Star Spangled Banner,” sing out loud and clear. I will salute you by waving back.

Show me you remember.

I AM YOUR FLAG.

SPONSOR COMMUNITY AMERICANISM PROGRAMS



HONOR NEW AMERICAN CITIZENS

Undertake a program to publicly honor our new Naturalized American Citizens. This event could range from hosting a coffee or cocktail party to participating in the actual swearing-in ceremony. An impressive part of the ceremony could be a welcome by the Exalted Ruler and presentation of American Flags to each new citizen. A prominent local speaker and response by one of the new citizens could round out the event. The imaginative events that could work into this program are endless.

HONOR A CITIZEN FOR OUTSTANDING SERVICE

Has someone in your community, a member of the Elks or not, performed an outstanding public service or displayed an act of outstanding patriotism? Nothing could be more worthwhile than to honor him or her at a public ceremony. Such an event also would let our communities know that the Elks are always ready to recognize activities that honor our Country or our Flag.

The ceremony could be a simple presentation during a Lodge meeting or perhaps tied in with a scheduled civic meeting such as that of the Chamber of Commerce. If the event warrants it, don't hesitate to schedule a ceremony for the exclusive purpose of honoring the individual. This theme could be worked out for groups as well as individuals.

SET UP A FLAG HISTORY DISPLAY

Most Lodges already have the historical Flag set used in the Flag Day Ritual. If you do, you have the material for a tremendous display of our Flag's history.


Select a location where there is considerable foot traffic, such as a bank lobby, theater, hotel lobbies, storefront windows, any well-traveled place.

Display each Flag with an accompanying sign or poster explaining its historical significance. Be sure the display is identified as being sponsored by your Lodge. Once the display is arranged, make contacts in other communities or districts of your area so that the display can be moved to several locations.

**Historic 8-Flag set can be ordered from the Grand Secretary's Office
Code 541300 (shipping@elks.org).**

“GET OUT THE VOTE” PROGRAM

Citizenship in our great Country conveys many rights and privileges. Along with these rights and privileges there is also a responsibility to exercise our individual right to vote.



We, as Elks, recognize the right to vote as a cherished possession and should encourage our Members and other citizens of our communities to exercise this right. It is a privilege not everyone in our present world can claim.

The Grand Lodge Government Relations Committee sponsors a “Get out the Vote” Program, and we encourage maximum support of this effort to assist any and all citizens to register and to vote.

Americanism may be defined as an attachment or allegiance to the traditions, interests and ideals of our United States and to the political principles and practices essential to American national culture. Our active participation in the voting process is necessary for the survival of our way of life.

HONOR AWARDS FOR NEWS MEDIA

To be an Elk, you must be a good citizen. You must be well informed about the affairs of your community, state, nation and the world. The news media is so helpful in this important phase of citizenship, and they deserve our plaudits when they perform well.

Your Grand Lodge Fraternal Committee strongly recommends that each Local Lodge create a special subcommittee (*if necessary*) and set aside one day each year as “RESPONSIBLE NEWS MEDIA HONOR AWARDS” (*Night or Day*). At this meeting, suitable awards should be presented to newspapers, radio and television stations. There should be separate awards for newspapers and broadcast media, but if you wish to split three ways, awards may be given to a newspaper, a radio station and a television station.

The criteria should be fairness, diligence and objectivity of reporting. What is called “hard news” should be presented in a factual, accurate manner without editorial or personal opinions injected. Commentaries and/or editorials should be clearly labeled as such. This conforms to the ethics of the profession, which we would like to encourage.

A suitably inscribed certificate or plaque should be given to the winning medium’s highest-ranking official available, either at an awards banquet, a luncheon or a

Lodge meeting. Plans should be made far enough in advance to ensure adequate news coverage of the event.

We recommend that a special subcommittee of your Activities Committee be given this responsibility. It is a once-a-year project that can improve your relationship with the news media for the mutual benefit of all concerned.

In addition, “We vigorously support a free press, which includes the broadcast media. We should let our government know that we do not condone the removal of one of our most precious rights by arbitrary action of any branch of government. It is better to have even an unfriendly press than no press at all.”

“Any compromise on an absolute shield law for journalists that would be acceptable to politicians should not be acceptable to the press and public. Any qualifications of a newsman’s prerogative is an abridgment of basic constitutional rights — both federal and state.”

“The Fraternal Committee strongly suggests that each Local Elks Lodge adopt a resolution at a regular Lodge session to the effect that we strongly deplore the action of any government agency to suppress the press.” Send copies of the resolution to local newspapers and broadcast media as well as to Senators and Representatives.

A DECLARATION OF AMERICAN PRINCIPLES

AS ADOPTED BY THE BENEVOLENT AND PROTECTIVE ORDER OF ELKS OF THE UNITED STATES OF AMERICA

- 1. MORAL VALUES** are the basis of our society, and the responsibility of each citizen to live by these moral values is fundamental to the welfare and progress of our society. These moral values include honesty of word, deed and purpose; brotherly love that requires us to be fair with our fellow men and just in our relations with them; faithful performance of our labor in every honorable calling; and a recognition that each of us has the duty to contribute to the best of his or her ability to the advancement of the general welfare.
- 2. FREEDOM HAS** made America. Not just political freedom, but the whole environment of freedom is responsible for the tremendous progress of our Nation since its revolutionary birth in 1776. Freedom encourages initiative, experiment, invention, enterprise. Freedom lets citizens choose their work, encourages individuals to discover their talents and make the most of them. In consequence we have a standard of living higher than any nation has enjoyed, a material abundance more widely shared among all our people than ever before and a high level of intellectual and cultural attainment. Every citizen is the beneficiary of the freedom that has unleashed the abilities of the American people and provided the incentive for their maximum use.
- 3. INHERENT IN** the American concept of freedom is the integrity of the individual. Individualism makes each person primarily responsible for himself, his welfare, his success or failure. Freedom lays upon each person the individual responsibility and duty of citizenship. A free society will emphasize individualism and individual responsibility as the sure way to produce democratic leadership and preserve freedom.
- 4. SELF-GOVERNMENT** presupposes the duty of every citizen to obey the established government and to employ only those lawful methods of reason and persuasion that are open to all of us to achieve political action. It follows that government by the majority must be reasonable in the exercise of its authority and protect the rights and interests of the minority.
- 5. OUR ABILITY** to change our institutions and practices, through orderly process of law, to accommodate to changing needs has helped our Nation to develop, as it will in the future. All proposals for change in our institutions should be weighed carefully by all citizens to determine whether such change will reduce or add to our freedom. Our goal should be more freedom, not less. We must guard against the growth of governmental power through surrender of civil right and individual freedom for contemporary gain at the expense of future generations.
- 6. THE TENDENCY** of groups to seek preferential treatment from government breeds rivalries dangerous to political stability, is harmful to genuine economic growth and leads to fragmentation of society rather than to unity and strength. All groups of citizens ought to measure political and economic proposals advanced in their own interest against their effect on the whole nation.
- 7. WE BELIEVE** that the time has come when all citizens who believe in these principles should speak up for them and set an example by applying them fully in their daily lives. We urge those in positions of leadership and influence — clergymen, educators, business executives, holders of public office, leaders of labor, intellectuals, editors, radio and television producers, motion picture producers and all others — to assume a greater responsibility for the wider understanding of these principles and their practical application in the day-to-day lives of the people.

(Above included in Heritage Corner Kit — Code 541300.)

LAW & ORDER NIGHT FOR YOUR LODGE!

To demonstrate Elksdom's support of Law and Order, each Lodge should set aside a Law and Order Night to laud those people in the community charged with the responsibility of upholding the law and administering justice. This will help defeat organized efforts on the parts of groups who are trying to drive a wedge of misunderstanding between the public and our established law enforcement agencies.

Feature a dinner, if possible, at which awards would be presented to police or other law officers for outstanding service

to the community. Be sure to invite community organizations, including local and state bar associations; PTA; youth groups; churches; and others. Your speaker for the evening should be the most respected and outstanding public figure you can obtain, and be sure to invite the media.

NOTE: In large cities, Lodges in the area could schedule a single dinner, co-sponsored by all the Lodges.

CONSTITUTIONAL GOVERNMENT IS DESIGNED TO SERVE FREE PEOPLE!

CANONS OF AMERICAN CITIZENSHIP

CONSTITUTIONAL GOVERNMENT IS DESIGNED TO SERVE FREE PEOPLE.

EVERY AMERICAN CITIZEN SHOULD RECOGNIZE THE DUTY TO:

1) Uphold the laws of the United States, and the states and communities.

2) Defend our country from invasion and our government from overthrow by force, violence or subversion.

3) Encourage respect for law and order and insist upon solutions of differences and grievances by processes of law and never by resort to violence or other unlawful means.

4) Support those charged with the enforcement and administration of our laws; voluntarily act as a witness and serve as a juror.

5) Harbor no prejudice against anyone because of race, religion or national origin.

6) Maintain pride in family, heritage and church as well as in community, state and nation.

7) Keep informed on issues and candidates, and vote in every election.

8) Respect the rights and opinions of others.

9) Acknowledge that 'responsibilities' are as important as 'rights' in the preservation of freedom and justice.

10) Participate in religious, charitable, civic, educational or other activities to promote the welfare of the community.

Drafted by American Bar Association

THE RESPONSIBILITY OF EVERY TRUE AMERICAN is to personally understand and maintain the American way of life; to honor it by his or her own exemplary conduct; and to pass it intact to succeeding generations. **INDEPENDENCE** brought forth political and economic **RIGHTS** that protect the dignity and freedom of the individual.

- Right to Worship God in One's Own Way.
- Right to Free Elections and Personal Secret Ballot.
- Right to Free Speech and Press.
- Right to Work in Callings and Localities of Our Choice.
- Right to Peaceably Assemble.
- Right to Bargain with Our Employers and Employees.
- Right to Petition for Redress of Grievances.
- Right to Go into Business, Compete, Make a Profit.
- Right to Privacy in Our Homes.
- Right to Bargain for Goods and Services in a Free Market.
- Right of Habeas Corpus—No Excessive Bail.
- Right to Contract About Our Affairs.
- Right to Trial by Jury — Innocent Until Proved Guilty.
- Right to the Service of Government as a Protector and Referee.
- Right to Move About Freely at Home and Abroad.
- Right to Freedom from Arbitrary Government Regulation and Control.
- Right to Own Private Property.

SUPPORT NATIONAL PATRIOTISM WEEK

(WEEK INCLUDING SEPTEMBER 11, PATRIOT DAY)

- 1) Call upon the people in your community to commemorate National Patriotism Week with appropriate celebrations and observances. Request Governor and Mayor to issue a proclamation designating this week as “National Patriotism Week” (*Sample proclamation available online at <http://www.elks.org/grandlodge/fraternal/>*). Participate in or lead a community-wide observance of Patriot Day, September 11. Make this the cornerstone of your week-long observance.
- 2) Encourage primary and secondary schools to adopt an appropriate curriculum for the week, including such elements as the study of the Pledge of Allegiance; the National Anthem; National Symbols, Seal and Motto; and National Heroes.
- 3) Encourage Junior High and High Schools to establish a HERITAGE CORNER in their school, and present the school Principal with an American Heritage Corner Kit.
- 4) Request local, state and federal agencies to recognize the week by such action as they may deem appropriate.
- 5) Plan Lodge activities to commemorate NATIONAL PATRIOTISM WEEK.
- 6) Contact your Grand Lodge Fraternal Committeeman for additional information.

“ABOUT OUR FLAG” BROCHURES PROMOTE PATRIOTISM

These colorful and informative brochures are available through the Grand Lodge to assist your Lodge and Members in the Elks Americanism Program of educating the community about our Nation and encouraging respect for its principles and symbols. Distribution in schools, at

shopping malls and as part of parades and other community patriotic observances not only contributes to pride in America and its greatness, but also demonstrates to your fellow citizens that your Lodge and the Order of Elks are dedicated to loving and defending our Flag and all it represents.

Order Code 571200 from the Grand Secretary (shipping@elks.org)

PLEASE NOTE: If you are planning to distribute an exceptionally large quantity of any items available from the Grand Secretary, such as “About Our Flag” brochures, contact the Grand Secretary’s office in advance of the event to make sure an adequate supply is either on hand or can be obtained in sufficient time to satisfactorily complete your order.

The Grand Secretary also carries U.S. Historic Flags, U.S. Flag Sets complete with Staff, Eagle Finial, Cords and Base, as well as indoor or outdoor replacement U.S. Flags in either 3-by-5 or 4-by-6-foot sizes and replacement Bases. Consult Page 17 and the latest **G/L Supplies Listing (Code 5725)**.



**SUPPORT PATRIOTISM ALL YEAR
WITH WINDOW PLACARDS (6" x 18")***

***Window Placards (Code 570900)** are available from the Grand Secretary. The Window Placards could be given to businesses in your area for display in storefront windows.

“HONOR OUR FLAG” DECAL

Use it on automobiles; doors or windows of homes and stores; in offices; or any display counters where it can be seen by the general public.



Get a Committeeman to make distribution of decals for your Lodge, but remember NOT to use them in any manner that would desecrate the symbol of our Country. (Your Scout Troop may like to distribute these for you at local shopping centers on patriotic holidays.)

**Code No. 570800 — Package of 100 Decals.
Size is 4" in diameter**

**Order Decals Directly from the Grand Secretary!
(shipping@elks.org)**

PLEASE NOTE: If you are planning to distribute an exceptionally large quantity of any items available from the Grand Secretary, such as “Honor Our Flag” decals contact the Grand Secretary’s office in advance of the event to make sure an adequate supply is either on hand or can be obtained in sufficient time to satisfactorily complete your order.


• **(Grand Secretary’s Office) grandlodge@elks.org**

AMERICAN FLAG LAPEL PINS

**ENCOURAGE YOUR MEMBERS TO WEAR
THE SYMBOL OF FREEDON PROUDLY!!!**

Please refer to the Americanism annual 4-page supplement for the latest information on current pricing and where to order.

NOT AVAILABLE THROUGH THE GRAND SECRETARY’S OFFICE!



THE FLAG CODE

The codification of customs and rules governing the display and use of the flag by civilians is called the Federal

Flag Code. It is part of Title 4, sections 4 – 10; of the United States Code.

Title 4 United States Code:

Ss 4. Pledge of Allegiance to the Flag: Manner of Delivery.

Ss 5. Display and Use of Flag by Civilians; Codification of Rules and Customs: Definition

Ss 6. Time and Occasions for Display.

Ss 7. Position and Manner of Display.

Ss 8. Respect for Flag.


Ss 9. Conduct During Hoisting, Lowering or Passing of Flag.

Ss 10. Modification of Rules and Customs by President.

Title 36 United States Code;

Ss 301. National Anthem.

All are important, but we only have space for a limited amount which pertains to certain Patriotic Customs.



Ss 4. PLEDGE OF ALLEGIANCE TO THE FLAG; MANNER OF DELIVERY.

The Pledge of Allegiance to the Flag:

“I pledge allegiance to the Flag of the United States of America, and to the Republic for which it stands, one Nation under God, indivisible, with liberty and justice for all.”

The Pledge of Allegiance to the Flag should be rendered by standing at attention facing the Flag with the right hand over the heart. When not in uniform, men should remove any non-

religious headdress *with their right hand and hold it at the left shoulder, the hand being over the heart. Persons in uniform should remain silent, face the Flag and render the military salute.

**Under Ss 9 Veterans and members of the military not in uniform are now permitted to salute.*

Ss 6. TIME AND OCCASIONS FOR DISPLAY.

(a). It is the universal custom to display the flag only from sunrise to sunset on buildings and on stationary flag staffs in the open. However, when a patriotic effect is desired, the flag may be displayed 24 hours a day if properly illuminated during the hours of darkness.

(c). The flag should not be displayed on days when the weather is inclement, except when an all-weather flag is displayed.

For too many years we have hidden away the Stars and Stripes of Old Glory at sundown. We no longer need to deny Our National Emblem the opportunity to provide us with its thrilling sight during the hours of darkness. The Americanism committee challenges every lodge to make it a primary project to illuminate the flag in front of your lodge so it may fly 24 hours a day.

FLAG-FLYING CALENDAR

(d). **The Flag should be displayed on all days, especially on:**



January 1st:	New Year's Day
January 20th:	Inauguration Day
3rd Monday each January:	Martin Luther King Jr.'s Birthday
February 12th:	Lincoln's Birthday
3rd Monday in February:	Presidents' Day
February 22:	Washington's Birthday
March/April (variable):	Easter
2nd Sunday in May:	Mother's Day
3rd Saturday in May:	Armed Services Day
Last Monday in May:	Memorial Day (<i>fly at half-staff until noon</i>)
June 14th:	Flag Day
3rd Sunday in June:	Father's Day
July 4th:	Independence Day
1st Monday in September:	Labor Day
September 17th:	Constitution Day (<i>Citizenship Day</i>)
2nd Monday in October:	Columbus Day
1st Tuesday in November:	Election Day
November 11th:	Veterans' Day
4th Thursday in November:	Thanksgiving Day
December 25th:	Christmas Day

And such days as may be proclaimed by the President of the United States; the birthdays of States (*date of admission*); and on State holidays.

*PLUS Anniversary Date of your Town's Founding; September 11th; Patriot Day (*fly at half staff*).

Ss 8. RESPECT FOR FLAG.

No disrespect should be shown to the flag of the United States of America; the flag should not be dipped to any person

or thing. Regimental colors, state flags, and organization or institutional flags are to be dipped as a mark of honor.

Ss 9. CONDUCT DURING HOISTING, OR LOWERING, OR PASSING OF THE FLAG.

During the ceremony of hoisting or lowering the Flag, or when the Flag is passing in a parade or in review, all persons present in uniform shall render the military salute. Members of the Armed Forces and veterans who are present but not in uniform may render the military salute. All other persons present should face the flag and stand at attention with the

right hand over the heart, or if applicable, remove their headdress with their right hand and hold it at the left shoulder, the hand being over the heart. Citizens of other countries present should stand at attention. All such conduct toward the flag in a moving column should be rendered at the moment the flag passes.

CARE OF YOUR FLAG

The life of your Flag depends on your care. Dirt can cut fabrics, dull colors and cause wear. Most outdoor Flags can be washed in mild detergent and thoroughly rinsed. Indoor and parade Flags should be dry cleaned. Damaged Flags can be repaired and utilized as long as the overall dimensions are not noticeably altered. American Legion posts and local governments often have facilities

to dispose of unserviceable Flags. Store your Flags in a well-ventilated area away from harsh chemicals or cleaning compounds. If your Flag gets wet, never store it until completely dry. Wet folds cause permanent creases. Dampness ruins fabric and causes mildew. Pole care is also related to Flag care. Rust and scale cause permanent stains and some metallic oxides eat holes in fabric.

B.P.O. ELKS AMERICANISM ITEMS

OFFICE OF THE GRAND SECRETARY
2750 N. LAKEVIEW AVENUE • CHICAGO, IL 60614-1889
PHONE (773) 755-4700 • FAX (773) 755-4701
E-MAIL: shipping@elks.org

ITEM #	DESCRIPTION	ITEM #	DESCRIPTION
512000	AMERICANISM MANUAL	541306	HISTORIC FLAG – 20 STAR, WITH POLE
540000	U.S. FLAG, 6x10FT.OUTSIDE NYLON	541307	HISTORIC FLAG – 48 STAR, WITH POLE
540100	CANDIDATE FLAGS (BOX OF DOZ.)	541308	HISTORIC FLAG – 50 STAR, WITH POLE
540200	REPLACEMENT EAGLE FINIAL – STYRENE	552000	CERTIFICATE OF APPRECIATION (PKG. OF 25)
540300	U.S.FLAG SET, 3x5 FT., WITH STAND	552800	GOLD SEALS FOR CERTIFICATES (OPTIONAL) (PKG. OF 25)
540400	U. S. FLAG SET, 4x6 FT., WITH STAND	570800	HONOR OUR FLAG DECALS (PKG. OF 100)
540500	U. S. COTTON FLAG, 2x3 FT., WITH WALL BRACKET (min. order of 6)	570900	HONOR FLAG WINDOW PLACARDS (9"x21") (SET OF 10)
540600	U. S. FLAG, 5x8 FT., OUTSIDE NYLON	571100	OUTDOOR BILLBOARD POSTER
540700	FLAG STAND, 1 OR 1¼ IN. BORE	571200	“ABOUT OUR FLAG” BROCHURES *QUANTITY DISCOUNTS AVAILABLE
540701	2-PART FLAG POLE, 8FT.	571400	HERITAGE CORNER KIT
540800	U.S. FLAG 3x5 FT. REPL. INSIDE WITH FRINGE	571500	U. S. HISTORY POSTER
540900	U.S. FLAG 4x6 FT., REPL. INSIDE WITH FRINGE	572500	PRICE LIST OF ALL ITEMS AVAILABLE FROM G/L OFFICE
541000	U.S. FLAG, 4x6 FT., OUTSIDE NYLON	575000	PLEDGE OF ALLEGIANCE COMPLETE KIT INCLUDING VIDEO
541100	U.S. FLAG, 3x5 FT., OUTSIDE NYLON	575001	PLEDGE OF ALLEGIANCE COLORING BOOKS (30 PER PACK)
541200	U.S. FLAG SET – F.O.B. SHIPPING POINT	575002	PLEDGE OF ALLEGIANCE CERTIFICATES (30 PER PACK)
541300	HISTORIC 8-FLAG SET (INCLUDES 1 EACH OF 541301 – 541308)	575003	PLEDGE OF ALLEGIANCE FLAG STICKERS (30 PER SHEET)
541301	HISTORIC FLAG – GADSDEN (SNAKE) WITH POLE	575004	PLEDGE OF ALLEGIANCE CARDS (30 PER PACK)
541302	HISTORIC FLAG – PINE TREE, WITH POLE	575005	VIDEO ONLY, PLEDGE OF ALLEGIANCE
541303	HISTORIC FLAG – GRAND UNION, WITH POLE		
541304	HISTORIC FLAG – BETSY ROSS (13- STAR), WITH POLE		
541305	HISTORIC FLAG – 15 STAR, WITH POLE		

GRAND LODGE AMERICANISM ESSAY CONTEST

Grand Lodge sponsors an Americanism Essay Contest for the fifth, sixth, seventh and eighth grades. It had discontinued sponsorship of the program in 2012-13, but has since reinstated it, beginning in 2013-14.

Participants in this program write essays on patriotic themes selected by the Grand Lodge Fraternal Committee and compete for National Recognition and other awards. The theme for each year's contest is announced at the Grand Lodge

Session along with the rules, criteria and suggested dates for entry for Lodge, State and Grand Lodge judging. The Lodge Contest should include all schools within the jurisdiction of the Lodge. Please refer to the Americanism Program Supplement Sheet for current contest information.

Essay Contest information can be found on the B.P.O.Elks Web site www.elks.org/grandlodge/fraternal/



AMERICA IS FREEDOM

I Am Old Glory

I Am Old Glory: For more than eleven* score years I have been the banner of hope and freedom for generation after generation of Americans. Born amid the first flames of America's fight for freedom, I am the symbol of a country that has grown from a little group of thirteen colonies to a united nation of fifty* sovereign states. Planted firmly on the high pinnacle of American Faith my gently fluttering folds have proved an inspiration to untold millions. Men have followed me into battle with unwavering courage. They have looked upon me as symbol of national unity. They have prayed that they and their fellow citizens might continue to enjoy the life, liberty and pursuit of happiness, which have been granted to every American as the heritage of free men. So long as men love liberty more than life itself; so long as they treasure the priceless privileges bought with the blood of our forefathers; so long as the principles of truth, justice and charity for all remain deeply rooted in human hearts, I shall continue to be the enduring banner of the United States of America.

*Updated. Originally written by Marine Master Sergeant Percy Webb (1879-1945). Sergeant Webb wrote this famous Flag tribute in the original "Our Flag" booklet distributed at the Chicago World's Fair, 1933.

